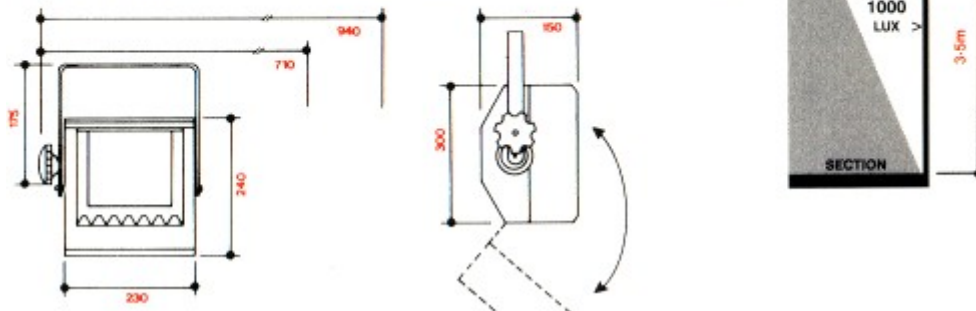


Minuette Series 2 Floodlights

Photometric Data on alternative lamp types suitable for use with this product, available on request.



USER INFORMATION: - MINUETTE FLOODLIGHT

Z0C46. Z0S46. Z0C48. Z0S48. Z0C49. Z0S49

WARNING - BEFORE USE:-

- Read CCT General user information
- Read these instructions
- Inspect product for damage
- Ensure that any external wiring and supply socket is properly installed and protected.

This information is given in the best interests of:-

Safety, Handling, installation, Use and maintenance of products sold by CCT lighting.

Please read the instruction on this sheet carefully before attempting to use or install this product.

CCT products are designed to conform to the requirements of UK law and the relevant national and international standards.

Special Note:-

CCT products should not be modified. Any modification may render the product unsafe and will invalidate any safety/approval marks.

CCT will not accept responsibility for any damage caused as a result of any modification.

INSTALLATION

Installation of CCT products should be carried out only by competent persons in accordance with the luminaire instructions. If in doubt consult a suitably qualified person.

LAMP FITTING

Suitable lamps: -

230v K1 500W : K11 200W : K9 300W

Damaged or thermally deformed lamps 'MUST NOT' be used. Lamp manufactures instructions must be followed at all times.

**** Warning **** Never attempt to insert a lamp with the spotlight connected to a dimmer circuit or mains. Before opening the spotlight unplug the power cable. Failure to observe this precaution 'MAY RESULT IN SEVERE BURNS' When changing a recently failed lamp allow time for the unit to cool before removing it from the spotlight.

- Unplug auto eject CEE cable connector
- Release fastener securing front cassette and hinge down
- Remove old lamp and insert new lamp following manufactures instructions
- Re fasten front cassette and re connect cable

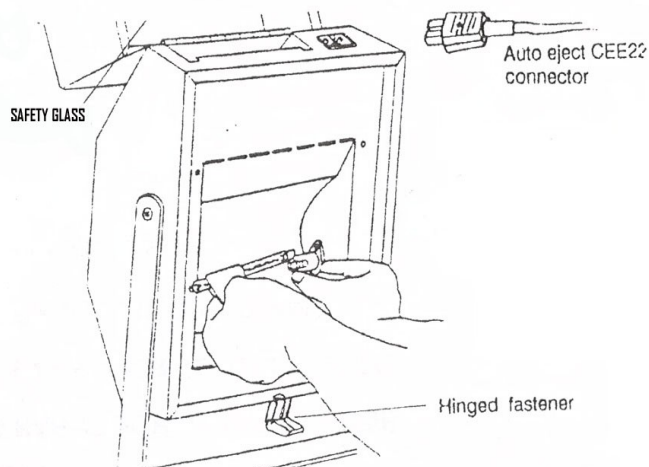
Fitting plug

A suitable plug of at least 5 A 230v rating should be fitted observing the colour code as described on the cable label.

Luminaire maximum surface temperature (MST)

Maximum after 5 minutes 115 deg C

Maximum at steady state 150 deg C



MAINTENANCE

Open lamp chassis observing safety precautions.

Clean the reflector using a slightly damp cloth to which a little detergent as been added, lens should be cleaned with the damp cloth only.

Periodic inspection should be carried out of the lamp holder and cable. Any components showing wear or damage should be replaced.

Contact your CCT representative for a list of spares.

CCT Theatre Lighting Ltd is constantly developing, improving and changing its product line. All descriptions and specifications in this publication present only general particulars and shall not form any part of any contract.

The right is reserved to change the specifications without prior notification.

GENERAL USER INFORMATION

CCT products, unless specifically stated otherwise, are intended for lighting purposes only.

Follow the information given on the specific product information sheet. The Company will not accept responsibility for any injury, damage or loss which may arise as a result of incorrect operation or maintenance.

Ensure that the rated voltage of the luminaire is compatible with the mains supply to be used.

Installation should be carried out in accordance with local wiring regulations (e.g. in the U.K. these are the "Regulations for Electrical Installation" published by the Institution of Electrical Engineers).

The electricity supply should be switched off before any electrical work is undertaken including maintenance, replacing a fuse or lamp.

Unless otherwise marked on the luminaire, all CCT luminaire are designed for operation in a maximum ambient temperature of 45°C for indoor use.

Unless otherwise marked on the luminaire, all CCT luminaires are for use in normal indoor conditions (IP20).

Luminaires should not be used in damp, dusty or corrosive situations. Observe the correct polarity when making connections to the mains supply and follow all specific wiring instructions. Observe mounting limits imposed by mounting surface material.

Observe temperature limits imposed by mounting surface material. Follow specific CCT lamp instructions as well as those of the lamp manufacturer. Observe luminaire maximum wattage limitations.

The lamp holders used in CCT luminaires are not designed to receive "life adaptors" or similar devices. The Company can accept no liability for the installation or use of such devices or for any loss or damage whatsoever, nor for any death or personal injury which may arise in consequence of the installation or use of any such devices within CCT luminaires. CCT luminaires must not be covered by heat insulating material or by any other material which prevents proper heat dissipation. Luminaire enclosures must not be opened immediately after switching off and adequate time must be allowed for lamps, ballasts, etc., to cool. Observe carefully the limitation on the minimum distance from the lighting surface or object.

Failed lamps should be replaced promptly and the luminaire should be switched off as soon as lamp failure is noted to avoid damage.

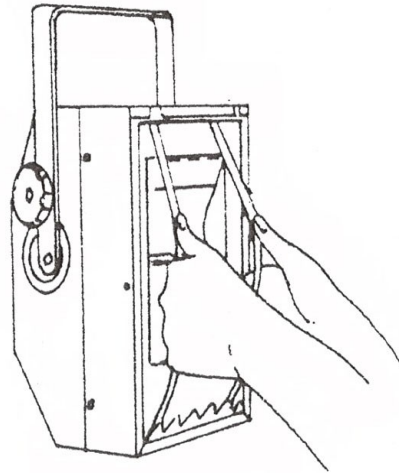
Only replacement components authorised by CCT may be used. Unless otherwise stated CCT luminaires are designed for direct connection to a standard mains supply as marked on the luminaire.

Servicing, e.g. cleaning, Lamp or fuse replacement, etc., should only be carried out after luminaire has been made electrically safe.

Cleaning should be carried out at regular intervals for hygienic reasons and to ensure that dirt does not accumulate to an extent that will impair the electrical and or thermal safety of the luminaire or product. Regular cleaning will also ensure that the optical performance is maintained.

INSERTING COLOUR FRAME

The 'sandwich' frame is of spring steel, when inserting or removing bow the frame slightly and slip into top and bottom runners



ACCESSORIES

Z0B46 BARNDOOR STRAIGHT EDGE

Z0B47 BARNDOOR TOOTHED EDGE

Z0C45 SPARE COLOUR FRAME

Y0046 K1 500W LAMP

**CCT LIGHTING (UK) LTD
UNIT 3, ELLESMERE BUSINESS PARK
HAYDN ROAD
SHERWOOD
NOTTINGHAM
NG5 IDX
PHONE No +44(0)115 9858919
FAX No +44(0)115 9857091**